

## Model SV16

*Lead-Free Thermostatic, Temperature/Pressure  
Balancing Mixing Valve for Individual Showers*

### APPLICATION:

The model SV16 ASSE 1016 (**Rev. 2011**) Certified Temperature/Pressure (T/P) compensating Shower Valve meets the requirements of any shower or tub/shower application where uncompromised bather safety and comfort is required. Although designed and built for the challenges of commercial and industrial facilities, it is cost competitive with high-end Pressure Balancing Valves. The SV16 combination T/P Valve allows even the most cost sensitive properties to meet budget without the scalding risk associated with type "P" Valves.

### FEATURES:


- IAPMO certified at 1.25 GPM (4.7 LPM) control accuracy requirements of ASSE 1016 T/P
- Ceramic shut-off components for long-term, drip-free reliability
- ✧ Lead-Free certified DZR brass body with corrosion resistant and lead-free internal components
- A self-contained, field reversible cartridge eliminates cross-piping and offsetting of valves in back-to-back type installation
- Commercial quality paraffin sensor provides repeatable, reliable performance
- Integral checkstops to isolate individual valves for servicing and to prevent backflow
- A non-rising stem insures the benefit of our patented Ligature and Vandal Resistant trim even when full open. With the Lever Handle Trim, it eliminates a possible pinching of the bather's fingers while closing the valve
- Our patented Tri-Lever Ligature and Vandal Resistant or Single Lever trim are all-metal and provide ADA Compliance throughout the full operating range
- Serviceable inlet screens

\* Under normal operating conditions.

✧ The wetted surface of these valves contacted by consumable water contains less than 0.25% of lead by weight in conformance with national lead-free law.

### GUIDE SPECIFICATION:

SV16 Shower valve shall meet performance requirements of **ASSE 1016-2011**, Type T/P, compensating for  $\pm 50\%$  fluctuation in supply line pressure and compensate for increases in hot water supply temperature. Valve shall operate with a non-rising stem and have ceramic shut-offs for long term drip-free reliability. Cartridge shall be self-contained, designed for easy maintenance and repair. Valve shall be a cast brass body with a capacity of 4 GPM (15 LPM) at 45 psi (310 kPa) differential. Valve shall include a field adjustable limit stop, factory set at 110° F (43° C) and capable of supplying mixed water temperature within 5° F (2.8° C) of hot water supply temperature. Valve shall always open through cold water to maximize the safety of the bather. Valve shall be **CONTROLS®** model SV16.



**SV16**  
US PATENTS - US 10,474,170 B2  
& US D697,591

**SV16-LVR**  
US PATENT - US 10,474,170 B2



### SPECIFICATIONS:

Connections: ..... Combination 1/2" NPT and 1/2" solder Inlet Connections

Riser Connection: ..... 1/2" NPT

Flow Rate: ..... 4 GPM (15 LPM) @ 45 psi (310 kPa) Differential

Hot Water Supply Temp.: ..... 110°F-180°F (43°C-82°C)

Cold Water Supply Temp.: ..... 35°F-80°F (1.7°C-27°C)

Approach Temperature\*: ..... 5°F (2.8°C) Above Set Point

Maximum Operating Pressure: ..... 125 PSI (862 kPa)

Temperature Ranges\*: ..... 85°F-115°F (29°C-46°C)

Certified Minimum Flow: ..... 1.25 GPM (4.7 LPM)

PRESSURE DROP PSID (kPa)	Cv	5 (34)	10 (69)	15 (103)	20 (138)	30 (207)	45 (310)	60 (414)
FLOW RATE GPM (LPM)	0.6	1.3 (5)	1.9 (7.1)	2.3 (8.7)	2.7 (10)	3.3 (12.4)	4 (15.1)	4.6 (17.5)

CONTROLS® assumes no responsibility for use of void or superseded data.  
CONTROLS®, Lake Bluff, IL, a member of Morris Group International®.  
Please visit [www.WaterControlValves.com](http://www.WaterControlValves.com) for most current specifications.

Submission # **SV16**  
Revised: 02/21/2024

Page 1 of 3

### Certifications and Compliances:



C  
ASSE 1016  
CSA B125.16



Member of Morris Group International®

**CONTROLS®**  
42 Sherwood Terrace, Suite #5  
Lake Bluff, IL 60044  
Phone: (847) 604-4773

[www.WaterControlValves.com](http://www.WaterControlValves.com)

## VALVE AND TRIM: MUST SPECIFY

- ☐ SV16 Shower Valve with ADA Compliant, with a Patented Tri-Lever Ligature and Vandal Resistant Handle
- ☐ SV16-LVR Shower Valve with Lever Handle

## SHOWER ACCESSORIES:

### SHOWERHEAD:

- ☐ -CSH15 Conical Ligature Resistant Showerhead, Chrome Plated Brass With 1.5 GPM (5.7 LPM) Flow Control
- ☐ -CSH20 Conical Ligature Resistant Showerhead, Chrome Plated Brass With 2.0 GPM (7.6 LPM) Flow Control  
(Not Available For Use in California)
- ☐ -CSH-WSB WaterSense 1.5 GPM (5.7 LPM) Conical Showerhead Ligature Resistant
- ☐ -ESH15 Econo-Showerhead, Chrome Plated ABS With 1.5 GPM (5.7 LPM) Flow Control
- ☐ -ESH25 Econo-Showerhead, Chrome Plated ABS With 2.5 GPM (9.5 LPM) Flow Control  
(Not Available For Use in California)
- ☐ -LSH15 Large Showerhead, Chrome Plated Brass With 1.5 GPM (5.7 LPM) Flow Control
- ☐ -LSH25 Large Showerhead, Chrome Plated Brass With 2.5 GPM (9.5 LPM) Flow Control  
(Not Available For Use in California)
- ☐ -NSH15 Nozzle Showerhead, Chrome Plated Brass With 1.5 GPM (5.7 LPM) Flow Control
- ☐ -NSH20 Nozzle Showerhead, Chrome Plated Brass With 2.0 GPM (7.6 LPM) Flow Control  
(Not Available For Use in California)
- ☐ -SH15 Showerhead, Chrome Plated Brass With 1.5 GPM (5.7 LPM) Flow Control
- ☐ -SH25 Showerhead, Chrome Plated Brass With 2.5 GPM (9.5 LPM) Flow Control  
(Not Available For Use in California)

### SHOWERHEAD CONNECTION:

- ☐ -BA Deluxe Bent Arm and Flange
- ☐ -HV Hand Volume Control

### TUB SPOUT:

- ☐ -TUB1 Tub Spout, Chrome Plated Brass with Diverter & 3/4" NPT with Adapter for 1/2" NPT
- ☐ -TUB2 Tub Spout, Chrome Plated Zinc with Diverter & 3/4" NPT with Adapter for 1/2" NPT
- ☐ -TUB3 Tub Spout, Chrome Plated Zinc with Diverter & 1/2" Slip Fit Connection
- ☐ -TUB4 Tub Spout, Chrome Plated Zinc, Less Diverter & 1/2" NPT Connection

### HANDHELD SHOWER, HANDLE:

- ☐ -HHC15 Handheld Shower, Chrome With 1.5 GPM (5.7 LPM) Flow Control
- ☐ -HHW15 Handheld Shower, White With 1.5 GPM (5.7 LPM) Flow Control

### HANDHELD SHOWER HOSE:

- ☐ -HSSH Handheld Shower Hose, 60" Stainless Steel
- ☐ -HSSH-72 Handheld Shower Hose, 72" Stainless Steel
- ☐ -HHVH Handheld Shower Hose, 60" Vinyl

### HANDHELD MOUNTING:

- ☐ -GR24 Glide Rail, 24"
- ☐ -GR30 Glide Rail, 30"
- ☐ -HHGB Handheld Grab Bar Mounting Bracket, White
- ☐ -HHGBC Handheld Grab Bar Mounting Bracket, Chrome
- ☐ -HHWB Handheld Wall Mounting Bracket  
Specify Quantity: ☐ 1 ☐ 2

### DIVERTER:

- ☐ -DIV Diverter Valve, Concealed, Trim To Match Valve Trim
- ☐ -IDIV Inline 3 Port Diverter Valve

### GRAB BAR:

- ☐ 1108CAP-1 Grab Bar w/ Flange Caps, 24" Long
- ☐ 1108CAP-4 Grab Bar w/ Flange Caps, 36" Long

### VACUUM BREAKER:

- ☐ -EVB Exposed Elevated Vacuum Breaker
- ☐ -IVB Inline Vacuum Breaker

### HANDHELD SUPPLY CONNECTION:

- ☐ -HHSE Handheld Supply Elbow
- ☐ -QD Quick-Disconnect

### PRODUCT OPTIONS:

- ☐ -RPI Reversed Port Inlets (25 Piece Minimum)  
(Back-To-Back Installation)  
Quantity: \_\_\_\_\_

### PROJECT PACKING:

- ☐ Project Packing (100 Piece Minimum)  
Quantity: \_\_\_\_\_

# SV16 Revised: 02/21/2024

 WARNING: Cancer and Reproductive Harm - www.P65Warnings.ca.gov

Page 2 of 3

SELECTION SUMMARY  
& APPROVAL FOR  
MANUFACTURING

Model Number & Options \_\_\_\_\_ Quantity \_\_\_\_\_

Company \_\_\_\_\_

Contact \_\_\_\_\_ Title \_\_\_\_\_

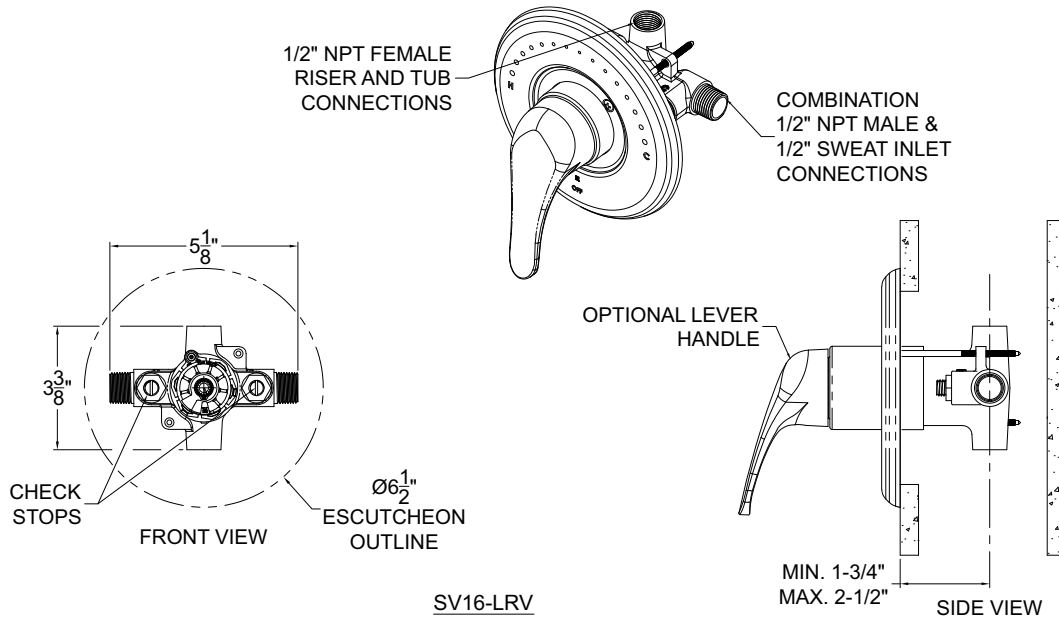
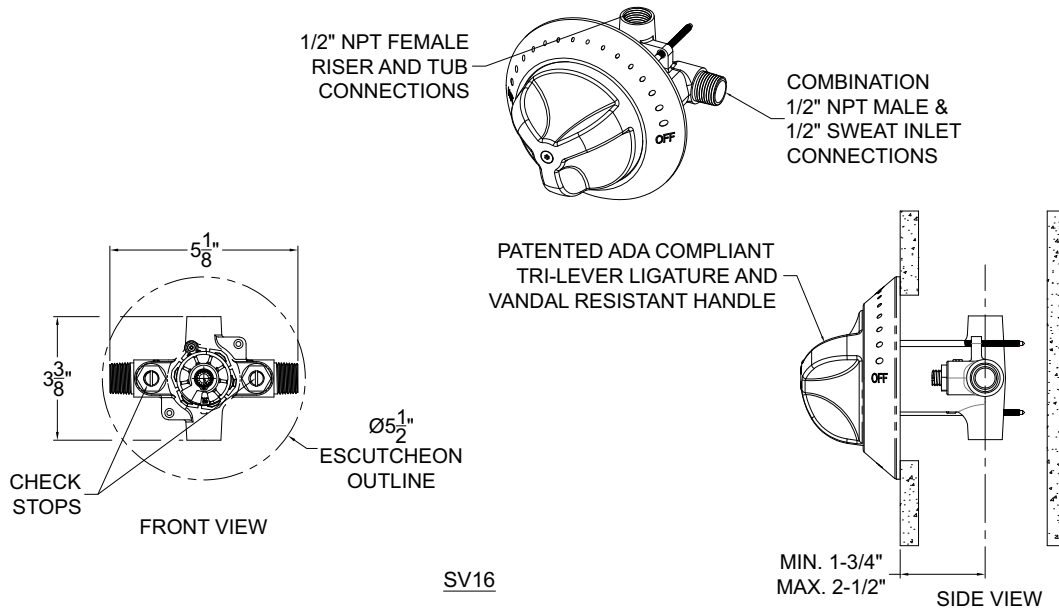
Signature (Approval for Manufacturing) \_\_\_\_\_ Date \_\_\_\_\_

**CONTROLS**  
Member of Morris Group International®  
**CONTROLS®**  
42 Sherwood Terrace, Suite #5  
Lake Bluff, IL 60044  
Phone: (847) 604-4773  
[www.WaterControlValves.com](http://www.WaterControlValves.com)

## TECHNICAL DIMENSIONS:

# CONTROLS®

THERMOSTATIC MIXING VALVES



CONTROLS® assumes no responsibility for use of void or superseded data.  
 CONTROLS®, Lake Bluff, IL, a member of Morris Group International®.  
 Please visit [www.WaterControlValves.com](http://www.WaterControlValves.com) for most current specifications.

Submittal # **SV16**  
 Revised: 02/21/2024

Page 3 of 3

### Certifications and Compliances:



C  
 ASSE 1016  
 CSA B125.16



Member of Morris Group International®

CONTROLS®  
 42 Sherwood Terrace, Suite #5  
 Lake Bluff, IL 60044  
 Phone: (847) 604-4773

[www.WaterControlValves.com](http://www.WaterControlValves.com)